



+0.60%
18 Dec

-0.75
19 Dec

%
ec

+1.77%
29 Dec

2.33%
30 Dec

+0.80%
17 Dec

GNGIM

It's all in the number's

GNGIM

COMPANIES



GNGIM

Global NFT Group
COMMUNITY

Global NFT Group
INVESTMENT MANAGEMENT

GNG

COMMUNITY

ALLOCATION OF FUNDS



REWARDS
50%



DIVIDEND
20%



INVESTMENTS
25%



COMPANY
5%

FINACIAL REPORT

FEBRUARY – SEPTEMBER 2023

Turnover:	\$1 611 258
Commissions:	\$805 629
Dividend:	\$322 251
Investments:	\$402 814
Company:	\$80 562
Override:	\$53 852
Income:	\$134 414

Expenses

NFT:	\$10 050
NFT distribution:	\$2 900
NFT storyboard:	\$1 400
Transaction fees:	\$4 276
Software:	\$62 000
Travel/event:	\$38 000
Others:	\$2 800
Total expenses:	\$117 150
Profit:	\$17 294
Paid commissions:	\$109 767
Commissions gift vouchers:	\$527 974
Left commissions:	\$167 888
Total NFTs:	7 000
Distributed:	1 936
Holding NFTs:	3 278

FINACIAL REPORT

FEBRUARY – SEPTEMBER 2023

Turnover:	\$1 611 258
Commissions:	\$805 629
Dividend:	\$322 251
Investments:	\$402 814
Company:	\$80 562
Override:	\$53 852
Income:	\$134 414
Transaction fees:	\$4 276

FINACIAL REPORT

FEBRUARY – SEPTEMBER 2023

EXPENSES

NFT:	\$10 050
NFT distribution:	\$2 900
NFT storyboard:	\$1 400
Transaction fees:	\$4 276
Software:	\$62 000
Travel/event:	\$38 000
Others:	\$2 800
Total expenses:	\$117 150
Profit:	\$17 294

FINACIAL REPORT

FEBRUARY – SEPTEMBER 2023

Paid commissions:	\$109 767
Commissions gift vouchers:	\$527 974
Left commissions:	\$167 888

FINACIAL REPORT

FEBRUARY – SEPTEMBER 2023

Total NFTs:	7 000
Distributed:	1 936
Holding NFTs:	3 278

RIGHT PRODUCT

RIGHT PLACE AT THE RIGHT TIME

- COMMUNITY MARKETING +
TOKEN STRUCTURED AS AN INDEX FUND
- NFT & CRYPTO MARKET
- WORLD ECONOMY & PREDICTIONS



PNGVN TOKEN

STRUCTURED & MANAGED AS A FUND

1010
1010

NFT
70%



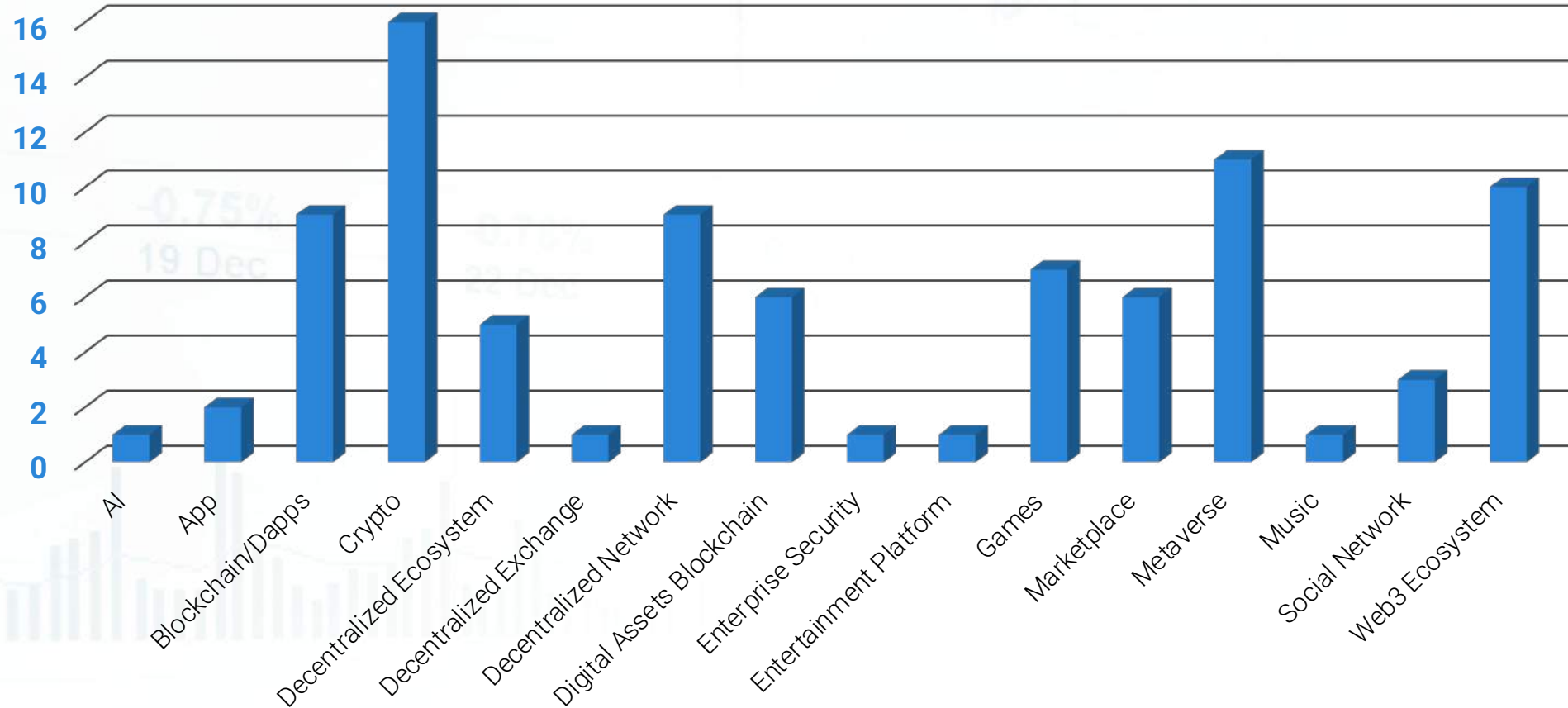
CRYPTO
15%



AI
15%

DIVERSIFIED INVESTMENTS

ACROSS THE WHOLE NFT & CRYPTO LANDSCAPE



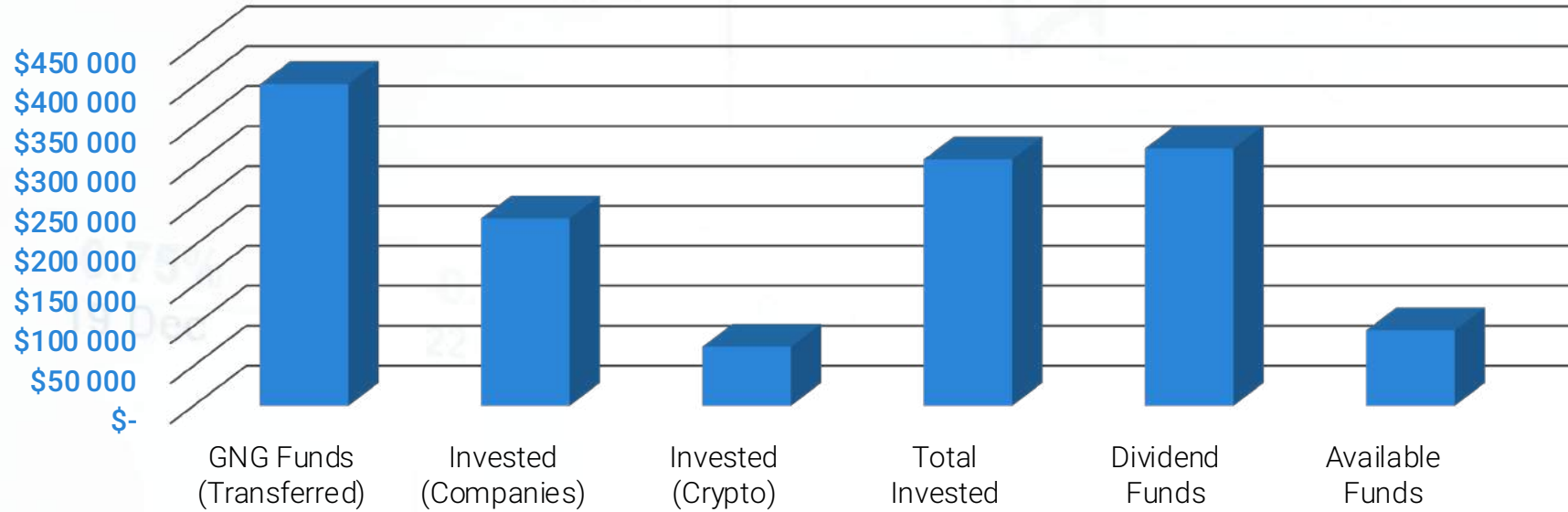
PNGVN TOKEN

DIVERSITY IN INVESTMENTS

- Metaverse: 12
- Web3 Ecosystem: 10
- Blockchain/Dapps: 9
- Decentralized Network: 9
- Games: 7
- Digital Assets Blockchain: 6
- Marketplace: 6
- Decentralized ecosystem: 5
- Social Network: 3
- App: 2
- Decentralized Exchange: 1
- Enterprise Security: 1
- AI: 1
- Music: 1

PNGVN TOKEN

FIRST EVER INDEX FUND DIVIDEND TOKEN



Funds transferred from GNG Community:	\$290 138
Invested - 82 Companies:	\$191 654
Invested - 10 Crypto Currencies:	\$63 884
Total Invested:	\$255 538
Dividend Funds:	\$232 110
Available Funds:	\$34 600

PNGVN TOKEN

STRUCTURED & MANAGED AS A FUND

- MANAGED AS A FUND
- SECURITY/LOW RISK
- DIVIDEND
- AUDITING



WE ARE UNIQUE


COMPARED TO ANY OTHER FINANCIAL INSTRUMENT



GNG Token Holder



25% Capital Injection



25% Capital Injection



25% Capital Injection



Fund Unit Holder



Regular Market Growth



Regular Market Growth




Regular Market Growth



OUR COMMUNITY

WHERE ALL HAVE AN EQUAL OPPORTUNITY



BUILDING VALUE

FROM TOP TO BOTTOM



BUILDING VALUE THROUGH
REAL INVESTMENT FROM DAY
ONE IN A RISING MARKET

CONTINUE BUILDING VALUE AND CLIENTS WILL
HAVE FULL VALUE FOR THEIR INVESTMENT
FROM THE DAY THEY ENTER

ALL CLIENTS WILL BE BUYING INTO AN ESTABLISHED TOKEN
AND OPPORTUNITY. THE COMPANY WILL BE A REAL FORCE IN
THE NFT SPACE. AT THIS STAGE WE WILL GET AGREEMENTS
THAT NO OTHERS CAN

WHEN YOU BUILD

BUILD IT RIGHT!



YOU



TOKEN PRICE

1st QUARTER 2026

	Clients	Turnover	Token	Real Value	Market Value	Token Price
Q1	100 000	\$100M	\$25M	\$765.33M	\$11.47T	\$45.91

These calculations and predictions are based on average sales in the GNG Community and predictions made by Technavio of the NFT Market in the period from 2023 – 2026. These figures are meant as an illustration of what we can expect from the GNG Token and are not a guarantee for future outcomes.



+0.60%	-0.75	%	+1.77%	2.33%	+0.80%
18 Dec	19 Dec	ec	29 Dec	30 Dec	17 Dec

GNGIM

Thanks for attending!